

The background of the slide features a collage of faded, historical-style stamps and seals. These include circular emblems with figures, rectangular stamps with text like 'PAR AVION', 'PETERSBURG', and 'MAY 1880', and other markings that suggest a theme of travel or historical documentation.

# Protecting and Enhancing Our Green Spaces

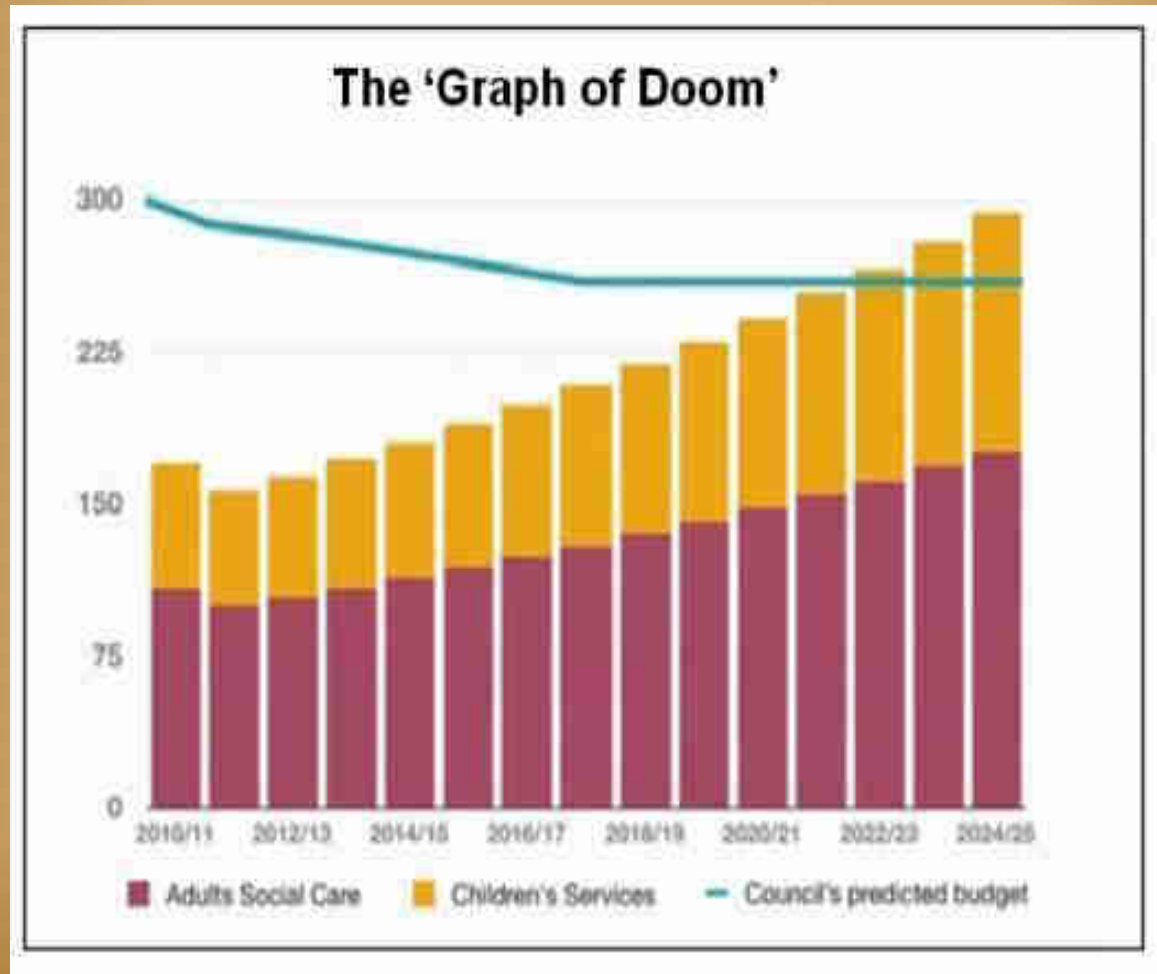
A decorative horizontal line consisting of a central horizontal bar with diamond-shaped markers at each end and small circular dots at the corners.

Overview

**Based on**  
**'The crisis facing the Northwest's parks:  
How to respond to the current threat'**

by Professor Robert Lee  
of the Wirral Parks' Friends Forum

# The Local Authority Funding Context



# Cuts and even more cuts until 2020 (and beyond)

- 77% of councils have reduced frontline parks staff; management staff have been cut by 81%
- Over half of park managers report major cuts in investment for fabric and facilities (including play areas, paths, and toilets)
- The decline in LA funding will be greater and more damaging than that faced by public parks in the 1970s and 1980s
- The estimated fall in funding for non-essential services by 2020 will be in excess of 46%
- By 2020 some LA park services will no longer be viable
- Many park services expected to operate on a cost neutral basis by 2020

# Lancaster City Council Government Funding



- ✦ 2010/11: £15.1 million
- ✦ 2015/16: £9 million
- ✦ 2016/17: £7.9 million
- ✦ 2017/18: £6.9 million
- ✦ By 2020: £5.9 million

# Budget cuts to parks



- ✦ Weed spraying will not take place.
- ✦ Leaf sweeping will continue but will take longer.
- ✦ Grassing cutting on rural verges will reduce.
- ✦ Play area closures (15-20)—see LGS Newsletter, Dec. 2015

# Revenue from parks



- ✦ Charge £1 for the use of splash park at Happy Mount
- ✦ Increasing number of commercial events in parks

# LCC Home Page



Search Web Site



[Accessibility](#)

[A to Z of Services](#)

[All Services](#)



**Bins and recycling**



**Council tax**



**Job vacancies**



**Make a payment**



**Parking**



**Planning applications and advice**



**Salt Ayre Sports Centre**



**Williamson Park**



## PARKS INCOME/EXPENDITURE 2010/11 to 2014/15

### Happy Mount Park

|              | <u>2010/11</u> | <u>2011/12</u> | <u>2012/13</u> | <u>2013/14</u> | <u>2014/15</u> |
|--------------|----------------|----------------|----------------|----------------|----------------|
| Expenditure  | 69,130         | 67,398         | 80,613         | 79,152         | 104,128        |
| Income       | -20,883        | -24,941        | -23,639        | -22,404        | -28,677        |
| <b>Total</b> | <b>48,248</b>  | <b>42,457</b>  | <b>56,974</b>  | <b>56,748</b>  | <b>75,451</b>  |

### Ryelands Park

|              | <u>2010/11</u> | <u>2011/12</u> | <u>2012/13</u> | <u>2013/14</u> | <u>2014/15</u> |
|--------------|----------------|----------------|----------------|----------------|----------------|
| Expenditure  | 22,265         | 8,974          | 9,910          | 10,729         | 9,315          |
| Income       | -12,298        | -12,869        | -7,662         | -10,656        | -14,559        |
| <b>Total</b> | <b>9,966</b>   | <b>-3,895</b>  | <b>2,248</b>   | <b>72</b>      | <b>-5,244</b>  |

### Williamson Park

|              | <u>2010/11</u> | <u>2011/12</u> | <u>2012/13</u> | <u>2013/14</u> | <u>2014/15</u> |
|--------------|----------------|----------------|----------------|----------------|----------------|
| Expenditure  | 152,759        | 607,026        | 736,047        | 735,890        | 727,329        |
| Income       | -71,119        | -515,666       | -447,022       | -478,923       | -538,674       |
| <b>Total</b> | <b>81,640</b>  | <b>91,360</b>  | <b>289,025</b> | <b>256,967</b> | <b>188,654</b> |

Click icon to add picture

Click icon to add picture

Click icon to add picture

**Protecting**

✦ **Ryelands Park**

Click icon to add picture

Click icon to add picture

Click icon to add picture

# Enhancing

✦ Ryelands Park

# The mass sale of parks and green spaces

- Over 50 per cent of Local Authorities are considering disposing of some green spaces
- At least 19 per cent of Local Authorities are intending to dispose of parks
- Sefton Park Meadows (11 acres), Woolton Woods and 28 other 'green' sites, Liverpool
- Victoria Park, Glasgow (3 petitions, 2014-15)
- Milton Keynes 'Dash for Cash'
- 'Wild about Wirral' – Land Use Reallocation Project
- Lake District National Park (and other National Parks)

# LCC district



- ✦ Moorside Fields
- ✦ National Planning Policy Framework (NPPF) provided local authorities with the ability to designate Local Green Spaces – once designated, they have the same level of protection as Green Belt. 48 spaces nominated.
- ✦ Play areas potential closures (see LGS Newsletter, Dec. 31, 2015)

# Top Tips for Protecting Green Space

- Form a Friends Group; increase membership and support for an existing group
- Get your local community more involved
- Get your area designated as a local green space (Localism Act, 2011)
- Use the planning system
- Work with your Local Authority (Park Management Plan, Park and Green Space Strategy, Playing Pitch Strategy, Allotment Strategy, etc.)
- Develop partnership working, both locally and regionally (housing associations, Wildlife Trusts, CPRE, Open Spaces Society, etc.)
- Campaign as hard as you can (with external support – NWPFF, NFPGS, The Parks Alliance, etc.)

# How to find out about threats to green space

- Keep in regular contact with your Council's Planning Department
- Use informal networks: keep in touch with local councillors and other groups with an interest in your park or green space
- Keep an eye on any LA policy developments that might affect you
- Ask to be notified of any informal approach or planning application relating to your park or green space
- Be prepared to oppose any application that would threaten you in any way and know how to organise an effective campaign

# Planning Protection

- Engage in consultation on policy and neighbourhood plans
- Influence planning use designations
- Seek out other designations (Conservation Areas, Site of Biological Interest, SSSIs, etc.)
- Influence green space planning policy to ensure that sufficient quality green spaces continue to be provided
- Gather evidence to demonstrate community use
- Collect data to show the real benefits of your park or green space (supporting health and happiness; improving social cohesion; promoting local economic development; delivering environmental services)

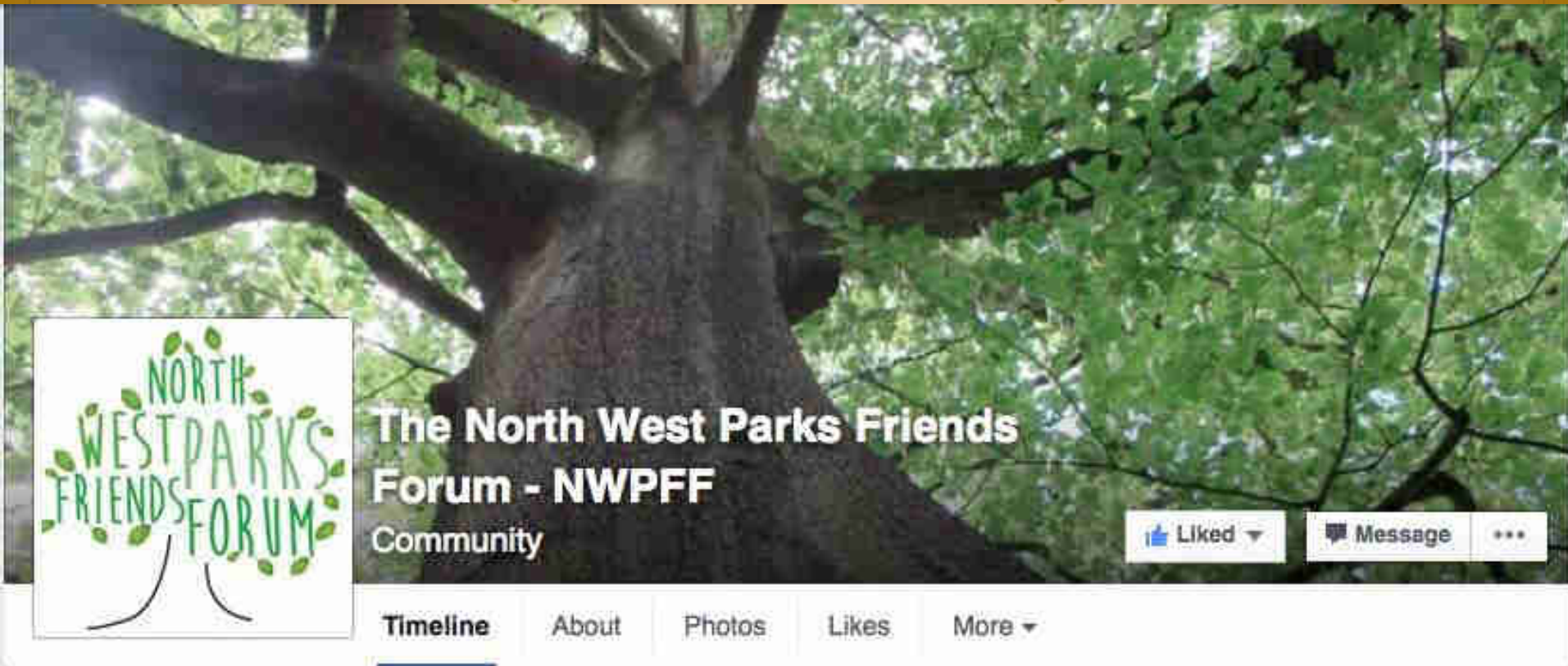


# Getting communities more involved

- The proactive role of park user groups (over 5,000 nationally)
- Over one million volunteer days each year
- £30 million + through fundraising each year
- Need for improved training to support community in taking care of parks and green spaces
- Need to consider other approaches to saving parks under threat (asset transfer; independent foundations; contributions from local businesses; endowment funds; philanthropy)



# The North West Parks Friends' Forum



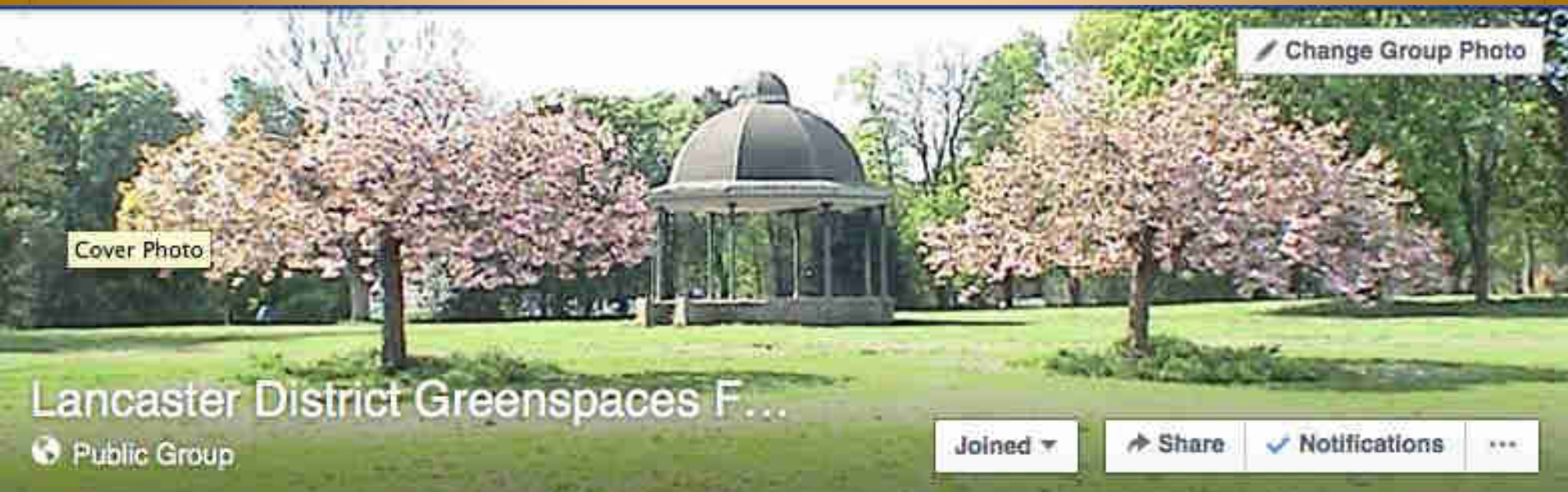
✦ <https://www.facebook.com/NWPFF/?fref=ts>

# Lancaster District Green Spaces



<http://www.lancastergreenspaces.org.uk/>

# Lancaster District Green Spaces Forum



Change Group Photo

Cover Photo

Lancaster District Greenspaces F...

Public Group

Joined ▾

Share

Notifications

...

Discussion

Members

Events

Photos

Files

Search this group

Q

<https://www.facebook.com/lancashiregreenspacesforum/>